







TEST REPORT			
No. SHL/239/2024-2025/3000042277/TA/0980			DATE 21.02.2025
1.0	NAME AND ADDRESS OF CUSTOMER		Polyhose India (Rubber) Pvt Ltd Plot No. F28 – F29, F37 - F42, F48 – F49, F50 – F55 ,F100 & F102 , SIPCOT Industrial Park, Irrungattukottai, Pennalur Post , Sriperumbudur Taluk – 602117, Kancheepuram District, Tamilnadu, India.
	Name of Contact Person		D. Prasanna
	Telephone No.		9942997032
	Email ID		prasanna.d@polyhose.com
2.0	CUSTOMERS LETTER REF.		E-mail Dated: 29.11.2024
2.1	CSP Receipt Date		23.12.2024
3.0	DESCRIPTION OF TEST COMPONENT:		
a.	Name of The Component	CNG Flexible Hose for CNG	
b.	Name of The Manufacturer	Polyhose India (Rubber) Pvt Ltd Plot No. F28 – F29, F37 - F42, F48 – F49, F50 – F55 ,F100 & F102 , SIPCOT Industrial Park, Irrungattukottai, Pennalur Post , Sriperumbudur Taluk – 602117, Kancheepuram District, Tamilnadu, India.	
c.	Part No.	PH536-04 (T2580-169872)	
d.	Working Pressure	21.5 Bar	
e.	Drawing No. with Rev. No.	PH536-04-02-25-01;REV 00	
f.	Size Of the Component (ID X OD)	6.35 mm X 12.70 mm	
g.	Class and Type	Class 1 and Type 2	
h.	Marking on Hose	POLYHOSE LOGO >>> PH536 - 1/4" >>> IS15722 CLASS-1 TYPE-2 DN06/SAE J30R6-04 >>> CNG/FUEL HOSE MAX WP 21.5 BAR <315PSI>	
i.	Cover Type	Smooth cover	
4.0	TEST OBJECTIVE: To evaluate performance of CNG Flexible Hose as per the requirements given in IS 15722:2006.		
5.0	TEST REQUIREMENTS / RESULTS: Requirements of IS 15722:2006 for CNG Flexible Hose are given in below. Table-1		
Sr. No.	Test / Clause No.	Test Requirement	Test Result
1.	Burst Test (Cl. No. 5.2)	Hose shall be withstanding 4 times of working pressure.	Hose withstood 4 times of working pressure. Remark: Satisfactory
2.	Vacuum Collapse test (Cl No. 5.3)	Decrease in diameter shall not be more than 20% of the original diameter when vacuum (81 KPa Vacuum) is applied for 15 sec.	No decrease in diameter observed when Vacuum of 81 KPa Vacuum applied. Remark: Satisfactory

PREPARED BY:	VERIFIED BY:	AUTHORISED BY:
		
S. N. LONDHE DEPUTY MANAGER	A. D. DEKATE GENERAL MANAGER	DR. B. V. SHAMSUNDARA DEPUTY DIRECTOR In-charge-Safety and Homologation Laboratory




TEST REPORT No. SHL/239/2024-2025/3000042277/TA/0980

Sr. No.	Test / Clause No.	Test Requirement		Test Result	
3.	Cold Flexibility test (CI No. 5.4)	Aged sample: Hose sample immersed in Oil no. 3 for 70 hours at 100°C. The aged sample shall condition for 5 hours at-34°C and then shall be flexed in cold chamber through 180° from centreline to a diameter of 10 times the maximum OD of hose the flexing shall take place within 4 s and the hose shall not fracture or show any cracks, checks, and breaks in tube or cover		No cracks or fracture observed when hose is bent through 180°.	
		Un-aged sample: Hose is conditioned at -40°C for 5 hours and then flexed in cold chamber through 180° from centerline to a diameter of 10 times the maximum OD of hose. Hose shall not fracture or crack.		No Cracks or fracture observed.	
4.	Tensile Strength and elongation (CI No. 5.5)	Original tensile strength for cover should not be less than 7 MPa.		Tensile strength for cover observed = 9.48 MPa	
		Original tensile strength for tube should not be less than 8 MPa		Tensile strength for tube observed = 16.1 MPa	
		Original elongation of tube and cover should not be less than 200 %		Remark: Satisfactory	
				Cover	Tube
		423.4 %		247.6 %	
				Remark: Satisfactory	
5.	Dry heat resistance test (CI No. 5.6)	COVER	TUBE	COVER	TUBE
		Reduction in tensile strength shall not exceed - 20% of the original.	Reduction in tensile strength shall not exceed -20% of the original.	Observed tensile strength = 8.6 %	Observed tensile strength = 3.10 %
		Reduction in elongation shall not exceed -50% of the original.	Reduction in elongation shall not exceed - 50% of the original.	Change in elongation observed is = -30.5 %	Change in elongation observed is = -20.4 %
				Remark: Satisfactory	Remark: Satisfactory



PREPARED BY:	VERIFIED BY:	AUTHORISED BY:
		
S. N. LONDHE DEPUTY MANAGER	A. D. DEKATE GENERAL MANAGER	DR. B. V. SHAMSUNDARA DEPUTY DIRECTOR In-charge-Safety and Homologation Laboratory

TEST REPORT No. SHL/239/2024-2025/3000042277/TA/0980

Sr. No.	Test / Clause No.	Test Requirement	Test Result
6.	Fuel Resistance test (Cl. No. 5.7)	Change in tensile strength of the tube specimen shall not exceed -45% of the original	Percentage volume change observed is +40.7 % Remark: Satisfactory
		Change in elongation of the tube specimen shall not exceed - 45% of the original.	Change in tensile strength of the tube specimen observed is -39.6% Remark: Satisfactory
		Percentage volume change the tube specimen shall be within 0 to + 50% of the original.	Percentage volume change observed is + 47.67 % Remark: Satisfactory
7.	Oil Resistance test (Cl No. 5.8)	Change in tensile strength of the tube specimen shall not exceed -40% of the original.	Percentage volume change observed is +1.90 % Remark: Satisfactory
		Change in Elongation of the tube specimen shall not exceed - 40% of the original.	Change in tensile strength of the tube specimen observed is -18.3% Remark: Satisfactory
		<div style="display: flex; justify-content: space-between;"> <div>% Volume change of the cover specimen shall be within -0 to +100%</div> <div>% Volume change of the tube specimen shall be within -5 to +25%</div> </div>	<div style="display: flex; justify-content: space-between;"> <div>For Cover: 7.90 % Volume change observed Remark: Satisfactory</div> <div>For Tube: -3.28 % Volume change observed Remark: Satisfactory</div> </div>
8.	Extractable (Cl. No. 5.9)	7.75 gms/m ² max.	1.62 gms /m ² . Remark: Satisfactory
9.	Ozone Resistance tests. (Cl No. 5.10)	No cracks are allowed on the cover when hose is subjected to the specified ozone environment in a bent condition around a standard mandrel for 70 hours at 40° C.	No cracks observed when hose is inspected under 7X magnification. Remark: Satisfactory
10.	Adhesion test (Cl. No. 5.11)	The minimum load required to separate a 25.4 mm width of tube and cover shall be minimum 27 N (1.06 N/mm).	Measured load for separation of tube and Reinforcement = 4.93 N/mm Measured load for separation of Reinforcement and cover = 3.04 N/mm Remark: Satisfactory

PREPARED BY:	VERIFIED BY:	AUTHORISED BY:
		
S. N. LONDHE DEPUTY MANAGER	A. D. DEKATE GENERAL MANAGER	DR. B. V. SHAMSUNDARA DEPUTY DIRECTOR In-charge-Safety and Homologation Laboratory

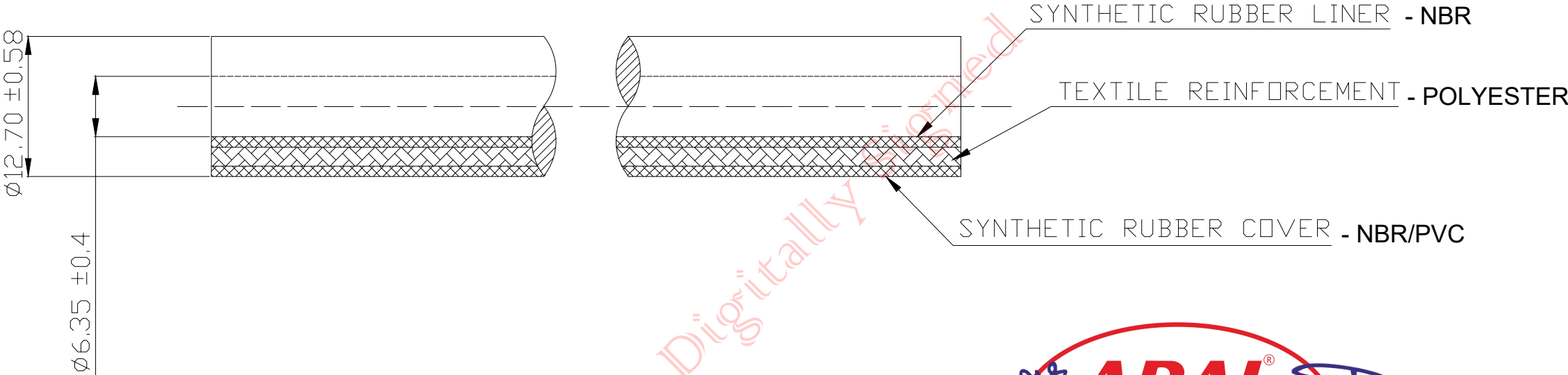
TEST REPORT No. SHL/239/2024-2025/3000042277/TA/0980

Sr. No.	Test / Clause No.	Test Requirement	Test Result
11.	Kink Resistance test (Cl. No. 5.12)	A ball having a diameter equal to half the nominal inside diameter of the hose shall pass freely through the hose.	A ball having diameter half the nominal inside diameter of the hose passes freely through the hose. Remark: Satisfactory
12.	Permeation (Cl. No. 5.13)	600 gm / m ² Per day max	222.70 gm / m2 per day Remark: Satisfactory
5.1	Test Duration	Start Date: - 03.01.2025	End Date: - 13.02.2025
6.0	CONCLUSION: The CNG Flexible Hose, described above in the sr. 3 of this report <u>meets</u> the test requirement when tested as per IS 15722:2006.		
Note: - All test results are extended from earlier approved test report number SHL/239/2021-2022/3000016058/TA /1848; Dated; -20.06.2021 due to the same material, except burst, vacuum, Cold Flexibility, adhesion, Kink Resistance, Permeation tests.			
Disclaimer: 1. ARAI issues Test Reports / Extension Reports / Developmental Test Reports for vehicles/ components/ parts/ assemblies etc. based on the documents produced and/or prototype/ vehicle(s) or sample(s) submitted by the applicant and testing thereof. 2. ARAI issues Test Reports / Extension Reports / Developmental Test Reports in compliance to Motor Vehicle Act / Central Motor Vehicles Rules and their provisions as amended from time to time or any other statutory orders under which ARAI is authorised. Other Rules/ Acts are outside the purview/ scope of Test Reports / Extension Reports / Developmental Test Reports. 3. Test(s) on prototype/ vehicle(s) or sample(s) is/are carried out on the basis of standard procedures as notified under specific rules / requested by the applicant. Results of such tests are the property of bearer of Test Reports / Extension Reports / Developmental Test Reports. These results cannot be disclosed unless specifically so ordered by Government, Court, etc. 4. Unless otherwise supported by a separate Certificate, this Test Reports / Extension Reports / Developmental Test Reports shall not be considered in isolation as valid Type Approval for any vehicle. 5. ARAI is not responsible for testing each vehicles/ components/ parts/ assemblies etc. for which Test Reports / Extension Reports / Developmental Test Reports is issued. Further, ARAI is not responsible for ensuring manufacturing quality of the vehicles/ components/ parts/ assemblies etc. for which the Test Reports / Extension Reports / Developmental Test Reports is/are issued. 6. ARAI is in no way responsible for any misuse or copying of any design/ type/ system in connection with entire vehicle/ components/ parts and assemblies covered under the Test Reports / Extension Reports / Developmental Test Reports is/are issued. 7. Breach of any statutory provision of Indian laws or laws of other countries, will be the sole responsibility of the bearer of Test Reports / Extension Reports / Developmental Test Reports is/are issued and ARAI shall not be liable for any claims or damages. The bearer shall alone be liable for the same, and shall undertake to indemnify ARAI in this regard. 8. ARAI has the right, but not under obligation, to initiate cancellation/ withdrawal of the Test Reports / Extension Reports / Developmental Test Reports is/are issued in case of any fraud, misrepresentation, when it surfaces and comes in the knowledge of ARAI.			
The appropriate local courts at Pune shall have the jurisdiction in respect of any dispute, claim or liability arising out of this certificate / Report.			
PREPARED BY:		VERIFIED BY:	AUTHORISED BY:
			
S. N. LONDHE DEPUTY MANAGER		A.D. DEKATE GENERAL MANAGER	DR. B. V. SHAMSUNDARA DEPUTY DIRECTOR In-charge-Safety and Homologation Laboratory
Place of Issue: Kothrud, PUNE			



End of Report

TEST REPORT No. SHL/239/2024-2025/3000042277/TA/0980



NOTES:

- (1) HOSE CONSTRUCTION OF CNG HOSE AS PER IS15722 TYPE 2 CLASS 1 / SAEJ30R6
- (2) WORKING PRESSURE: 21.5BAR
- (3) BURST PRESSURE: 48BAR
- (4) MIN. BEND RADIUS: 65MM
- (5) MARKING : POLYHOSE LOGO >>> PH536 - 1/4" >>> IS15722 CLASS-1 TYPE-2 DN06/SAEJ30R6-04>>>
CNG/FUEL HOSE MAX WP 21.5 BAR (315PSI)
- (6) TEMPERATURE RANGE : -40°C TO +100°C.

Polyhose®

POLYHOSE INDIA (RUBBER) PVT. LTD .,
CHENNAI

CUSTOMER NAME : --

THIS DRAWING AND DESIGN IS THE PROPERTY OF POLYHOSE INDIA PVT. LTD. AND
MUST NOT BE COPIED OR LENT WITHOUT THEIR PERMISSION IN WRITING.

REV. No.	ECN No.	ZONE	REVISION NOTE	DATE	CHD BY	APPD. BY	SCALE : N.T.S	SIGN	DATE	DWG TITLE : CNG/FUEL HOSE ID 06MM AS PER IS15722 TYPE 2 /SAEJ30 R6			
ALL DIMENSIONS ARE IN MM				THIRD ANGLE PROJECTION 			DRAWN BY	Kalai	01.02.25	PART No.: PH536-04			
							CHKD. BY	Padman	01.02.25				
							APPD. BY	Sridar	01.02.25	DWG No.: PH536-04-02-25-01	SHEET 1 OF 1	REV. No.	00